

1x4 HDMI 1.3 Splitter

- ID# 767



Operation Manual

Introduction

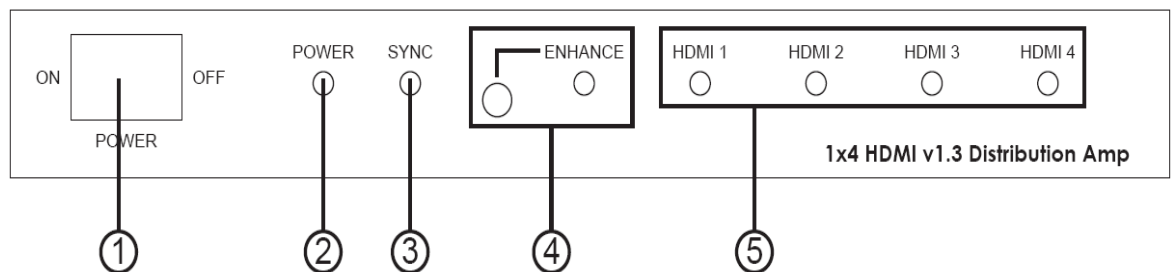
The HDMI v1.3 Distribution Amplifier Series is the most advanced solution to HDMI signal distribution. Each product in this series is compatible with HDMI v1.3 specifications, a cutting-edge technology which defines the supports to transfer Deep Color (10-bit and 12-bit) video and new lossless compressed (Dolby TrueHD, Dolby Digital Plus and DTS-HD Master Audio) digital audio, with a high bandwidth up to 225MHz (6.75Gbps). Besides splitting and distributing, the HDMI v1.3 DA series also does signal amplification and equalization, so as to provide high performance I/O of audio and video.

Features

- HDMI 1.3, HDCP1.1 and DVI1.0 compliant Receiver.
- Deep color video up which 12bit, 1080p@(24/60)Hz.
- One HDMI source to connect up to four HDMI displays simultaneously.
- HDCP keysets allows each output to work independently when connecting to a HDMI display.
- Splits a HDMI source up to four outputs without signal loss.
- Supports DVI source and DVI display by using HDMI to/from DVI adaptor cable.
- Supports LPCM 7.1CH, Dolby TrueHD, Dolby Digital Plus and DTS-HD Master Audio transmission (32-192kHz Fs sample rate).
- Supports a wide range of PC and HDTV resolutions from VGA to UXGA and 480i to 1080p.
- HDMI cable distance test with 1080p/8bits resolution, the Input/Output source can run up to 15/15 meters. If 1080p/12bits the Input/Output source can run up to 10/15 meters.
- Supports EDID functionality. The unit will detect the first HDMI/DVI output source's EDID and record in the unit. If the first detected output source is empty it will pass to next source, until the first HDMI/DVI been detected. When users reconnect all the output sources or re-plug the power source, the system will automatically recover the EDID.
- Supports xvYCC.
- Supports CEC bypass.

Operating Functions and Controls

Front Panel



1 Power Switch: Press the switch to power on the unit.

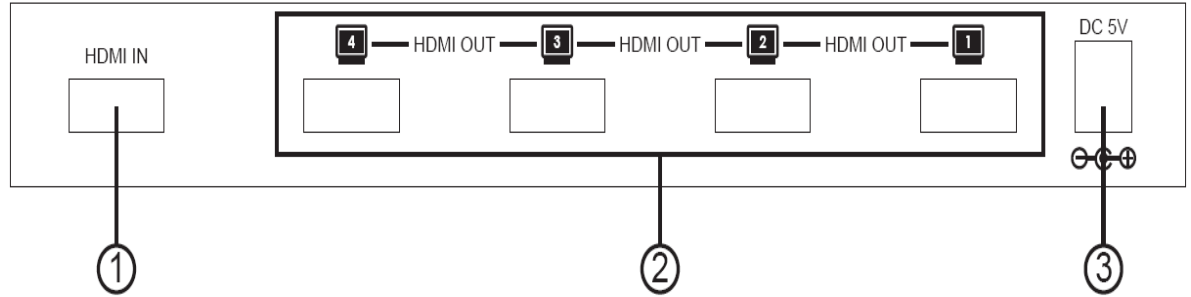
2 Power LED Indicator: The LED will illuminate when the power is connected.

3 Sync LED: The LED will illuminate when the HDMI source signal is connected to the input port.

4 Signal Enhancement/Indicator: Press the "Enhance" button to turn on this feature to improve signal quality after long distance transmission and the LED will illuminate when the signal is enhanced. Press again to turn off.

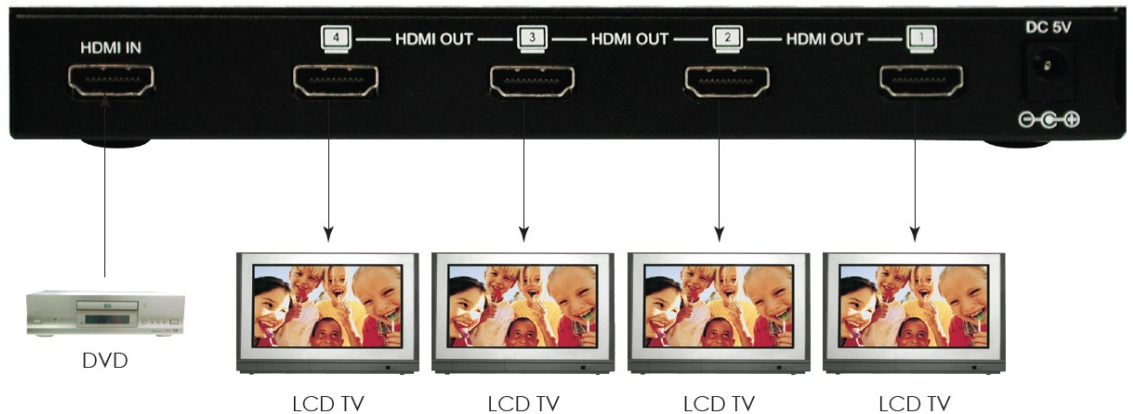
5 Output LED: When the HDMI display connected to the output ports the corresponding LED will illuminate.

Rear Panel



1. HDMI Input: Connect input port to the HDMI or DVI output of your source equipment such as DVD player or set-top-box.
2. HDMI output 1/2/3/4: Connect each of the output ports to the HDMI display. When more than one output connected, the HDMI outputs play identical video signal simultaneously.
3. Power: Plug the 5V DC power supply into the splitter and connect the adaptor to AC wall outlet.

Installation



Specifications

Frequency Bandwidth	2.25Gbps (single link)
Input Port	1x HDMI female port (Type A connector)
Output Ports	24x HDMI female ports (signal link)
Power Supply	5VDC/2.6A (US/EU standards, CE/FCC/UL certified)
Dimensions (mm)	200(W) x 104(D) x 25(H)
Weight(g)	572
Chassis Material	Metal
Silkscreen Color	Black
Operating Temperature	0°C ~ 40°C